

## RISK ASSESSMENT

Activity Description	Use of CCTV Surveying equipment, general use to assess blocked drains				
Equipment Used	Surveying Equipment				
Substances Used	None				
Assessment Ref No.	<b>AQU35</b>	Project		Location	
Assessor Name	Andy Gunton	Assessment Date	April 2024	Review Date	April 2025

		Severity – What Type of Injury Could Occur?		
		L=1 Minor Injury	M=2 Moderate Injury	H=3 Major Injury
Likelihood	L=1 Unlikely	Insignificant 1	Low 2	Medium 3
	M=2 Likely	Low 2	Medium 4	High 6
	H=3 Very Likely	Medium 3	High 6	Extreme 9

	Who is at risk	Current Risk Rating	Controls	Residual Risk Rating
--	----------------	---------------------	----------	----------------------

## RISK ASSESSMENT

Identify the Hazard		S	x L	= R		S	x L	= R
Manual Handling	operatives	3	2	6	<ul style="list-style-type: none"> <li>At no time is an operative to Manual Handle beyond their capabilities.</li> <li>Manual handling will be avoided if possible by using alternative methods.</li> <li>All operatives are trained in manual handling techniques and methods.</li> <li>A risk assessment should be undertaken if the manual handling activity could be considered a reasonable risk. Good manual handling techniques to be used at all times. Selection of the correct type of glove for the lifting / moving operation is essential.</li> <li>When carrying out repetitive manual handling operations for long periods of time, it may be necessary to take short regular breaks.</li> </ul>	3	1	3
Debris and dirt	operatives	3	2	6	<ul style="list-style-type: none"> <li>Dust masks to be worn where excessive dirt and debris levels are produced.</li> <li>Damp down where necessary.</li> <li>Presence of any harmful dust should be established before work commences, enabling specific control measures to be determined.</li> <li>A separate risk assessment for harmful debris e.g. asbestos, silica's or lead will be required.</li> <li>General precautions include dust suppression or extraction using local exhaust ventilation or use of</li> </ul>	3	1	3






## RISK ASSESSMENT

					RPE/PPE and good hygiene practices e.g. barrier creams, welfare facilities, respiratory protection, disposable overalls etc. (Refer to COSHH assessments and material safety data sheets for further advice).			
Slips, trips and falls	operatives	2	2	4	<ul style="list-style-type: none"> <li>• Good site housekeeping is to be maintained.</li> <li>• Sites should be kept tidy and well protected from traffic etc.</li> <li>• Tools and equipment must be properly stored and secure.</li> <li>• Pedestrian walkways to be provided that are clear of spoils, tools or obstruction.</li> <li>• Care should be taken when using cables and hoses on site and consideration given to protection/ramping them during operation.</li> <li>• Work areas are to be left clean, tidy and free from waste when work ceases.</li> </ul>	2	1	2
Electric shocks and burns	operatives	3	3	9	<ul style="list-style-type: none"> <li>• Use a non conducting material (piece of wood) to remove the casualty from the equipment or cable.</li> <li>• Undertake Basic Life Support.</li> <li>• All of the above must be addressed before work commences, to ensure safe working practices are maintained.</li> </ul>	3	1	3

## RISK ASSESSMENT

					<ul style="list-style-type: none"> <li>• Ensure electrical item is tested in line with manufacturers guidance</li> <li>• Avoid water contact with electrical sources</li> <li>• Always isolate from the mains source of electric in event of mechanical breakdown.</li> <li>• Do not attempt to repair any parts unless qualified and competent.</li> </ul>			
Infection - Hepatitis	Operatives, driver	2	3	6	<ul style="list-style-type: none"> <li>• Operatives to wear suitable PPE including gloves, clothing,</li> <li>• Inoculations against hepatitis A and B</li> </ul>	2	1	2
Infection – Skin and Eye	Operatives	1	3	3	<ul style="list-style-type: none"> <li>• PPE covering all skin</li> <li>• Eye protection goggles</li> <li>• Protective face visor</li> <li>• Emergency eye wash carried on all vehicles</li> </ul>	1	1	1
Gastroenteritis	Operatives	1	3	3	<ul style="list-style-type: none"> <li>• PPE to be worn by operatives</li> <li>• Hand washing facilities to be provided</li> <li>• Alcohol wipes/gel on vehicles</li> </ul>	1	1	1
Confined Space	Operatives	3	3	9	<ul style="list-style-type: none"> <li>• Entry to confined spaces not permitted by any Aquarius Waste employees.</li> </ul>	3	1	3
Falling into open manholes	Operatives, driver, public	3	3	9	<ul style="list-style-type: none"> <li>• Ensure any open manholes are adequately cordoned with barriers</li> <li>• Ensure appropriate task lighting is available</li> <li>• Place signage warning of on going works</li> </ul>	3	1	3

## RISK ASSESSMENT

PPE summary:	    			
Training:	<p>All users must be qualified to drive and hold valid driving licence.</p> <p>All users must read and abide by this risk assessment. Annual refresher is required.</p> <p>Operatives must receive suitable training including refresher training.</p>			
Management requirements:	<p>CCTV equipment must be periodically maintained through services, to meet manufacturer's requirements.</p> <p>Provide sufficient resources for training requirements, as outlined above.</p> <p>Undertake annual review of risk assessment.</p>			
Management declaration:	I have read and understood this risk assessment and agree to comply with the management requirements set out above			
	Print Name	Signature	Position	Date
	Andy Gunton	<i>A. Gunton</i>	Director	April 24